

HARDY MYERS
Attorney General

PETER D. SHEPHERD
Deputy Attorney General

CHARITABLE GIVING; IT MAKES A DIFFERENCE

Oregon Attorney General's Nonprofit Profiles, 2006



**DEPARTMENT OF JUSTICE
CHARITABLE ACTIVITIES SECTION**

CHARITABLE GIVING; IT MAKES A DIFFERENCE

Oregon Attorney General's Nonprofit Profiles, 2006

As the number of nonprofit organizations continues to rise, the public faces ever growing requests for charitable donations and support. Donors are increasingly eager to ensure maximum value for their charitable contributions, but may not be aware of the resources available to help them make the right choices. Information donors need to select efficient and effective charities is readily available from several sources, including at least three national charitable “watchdog” organizations. In addition, financial reports reflecting how charities use the donations they receive are available on the Internet.

This report is published as a tool to assist the public in identifying and analyzing the information available on nonprofits’ performances. This report is also intended to alert the public that, while the most charitable organizations do an admirable job in fulfilling their missions, there are a few nonprofit organizations that are not performing up to the standards established by charitable watchdog groups or by the public’s expectations.

The Profile Selection Process

Organizations included in this report were selected from the 300+ professional fundraising campaigns registered with the Attorney General. From this list, those organizations that received an unacceptable rating from two out of the three major national watchdog groups have been profiled. For comparison purposes and to demonstrate that there are many organizations that meet or exceed the standards established by these groups, we have also profiled five organizations that received high ratings from all three watchdogs.

Because this report profiles only those organizations that use professional fundraisers and have been rated by at least two watchdog groups, the profiled nonprofits are generally large organizations that solicit across the country. There are many effective charities in Oregon that were not used for comparison purposes, either because they do not use a professional fundraiser or they have not been rated by at least two of the national watchdog groups.

The Availability of Performance Ratings

This report reflects ratings given to the selected organizations by three national charitable “watchdog” organizations: the Better Business Bureau, the American Institute of Philanthropy, and Charity Navigator. Because of limited resources, these groups generally focus their monitoring efforts on larger nonprofits that solicit over a broad cross section of the country, so donors should not draw conclusions about the performance of an organization simply because it has not been rated by one of these groups. It is also important to be aware that each of these groups employs unique criteria to rate charities, and it is possible for an organization to receive a high rating from one and a low rating from another. Each group’s rating system is described below.

The Better Business Bureau recommends twenty voluntary standards for charitable organizations. Those standards and reports on specific charities can be viewed on its web site at: www.give.org. The profiles included in this report indicate whether each organization met or did not meet these standards, did not disclose information to the BBB despite repeated requests, is unavailable because the BBB did not request the information, or if a review is currently in progress. For selection purposes, only those organizations that did not meet the BBB standards or refused to disclose information after repeated requests were considered to have received unacceptable grades.

The American Institute of Philanthropy publishes its Charity Rating Guide & Watchdog Report three times a year in which it provides a letter grade reflecting its assessment of the charity's performance. A grade of D or F was considered unacceptable for purposes of this report. The American Institute of Philanthropy's rating standards are generally considered the sector's most stringent. More information is available directly from the Institute at: www.charitywatch.org.

Charity Navigator evaluates the financial health of charities by measuring organizational efficiency and organizational capacity. Each rated organization is given a score of from zero to four stars. A rating of one star or less was considered unacceptable in selecting profiles for this report. A full discussion of the methodology employed and ratings of over 5,000 organizations are available at: www.charitynavigator.org.

Analyzing Nonprofits' Financial Reports

In addition to listing the rating the organization received from the watchdog groups, this report also includes financial information about the profiled organizations. This financial information was gleaned from federal tax returns, often referred to as Forms 990, which all but the smallest of tax-exempt nonprofits are required to file with the IRS each year. Even if an organization has not been rated by one of the watchdog groups, it is likely that the organization's financial reports are readily available. Perhaps the easiest way to obtain these reports is on-line through a free service at www.guidestar.org. In addition, all tax-exempt organizations are required to provide copies of the completed returns upon request and some organizations post these reports on their websites. These informational returns are also generally available in the files of the 14,000+ charitable organizations registered with the Charitable Activities Section of the Attorney General.

In the Form 990 returns, organizations are required to list their total expenditures, and to separate their expenditures into three categories: program services, fundraising, and management. These figures are reported in Part II of the Form 990. Comparing amounts spent on program services against total expenditures is one way to evaluate an organization's efficiency in using the funds it receives. Donors should expect large organizations to have fundraising or management expenses, but donors should be concerned if an organization spends less on program services than it does on fundraising or management. For example, the Better Business Bureau specifies that program service expenditures should constitute at least 65% of total spending to meet its standards.

The profiles contained in this report include organizations' expenditures as listed in their 990 returns and we have calculated percentages for the reader's reference. It is important to recognize that figures contained in the profile are self-reported and have not been audited by the Department of Justice for accuracy.

An expense category entitled **program less joint cost allocation**, excludes costs for fund raising programs with an educational component that were reported as program expenses. Stated another way, "joint cost allocation" means that the telephone or direct mail request for funds includes an educational message, and is being counted as part of the organization's charitable program. Unless donors understand that the educational message included in the solicitation is a primary objective of the organization, they may wish to be especially cautious in donating to organizations that have a high joint cost allocation. In the case of one profiled charity, excluding program expenses due to joint cost allocation reduced **program expenses** to 0.

Also included is information regarding **grants** made by each organization. This figure should be considered in relation to organizational mission to determine funds actually reaching intended beneficiaries. It should be noted, however, that many organizations do not award grants. With some operating charities, such as museums and theaters, none of the program dollars are directed to others, so the value of their grants is of little consequence. However, where the mission of the organization is to raise money to aid individual beneficiaries, as with wish granting charities, the percentage of funds used to make those grants can be very important.

For the second year, the profiles contain information regarding the top **executive's compensation**. Although most charities struggle to pay their executives competitive wages, several isolated cases of excessive compensation have received recent scrutiny from the IRS and the media. Executive compensation figures are public information and can be found in Part V of the Form 990 or Part I of Schedule A.

Understanding the Use of Professional Fundraisers

The organizations profiled in this report were selected from those that have retained professional fundraising firms to solicit for them. Professional fundraisers are required to register each solicitation campaign they manage and to provide substantial information to the Department regarding their solicitations. The Department received notification of more than 300 campaigns in the last year. This represents only a small fraction of the charitable organizations soliciting in the state, but solicitations involving professional fundraisers tend to generate more inquiries from the public than other types of solicitations and, therefore, this report focuses on those organizations.

In many cases, the Department receives reports directly from professional fundraisers that detail the total contributions received from the campaign and the net proceeds paid to the charity. To the extent this information is available, we have included the amount of net proceeds to charity from the fundraiser's most recently filed report. Since fundraising campaigns are not based on accounting periods and may represent only a portion of total fundraising, these figures will not correlate with the fundraising expenses reported on the Form 990.

As evidenced by the inclusion of five highly rated charities in these profiles, professional fundraisers can help organizations effectively accomplish their missions. Professional fundraisers are often useful in identifying new donors, building public awareness, and developing particular programs. However, professional fundraising campaigns, particularly telemarketing, are often expensive, and in some instances, charities may net twenty percent or less of donations after payment of the fundraiser's fees. Unless the campaign is just one part of broader fundraising efforts, such campaigns leave the charity with a relatively small portion of donations to use for program services. As indicated by the profiles of some poorly rated charities, a few organizations rely almost exclusively on professional telemarketers or other types of professional fundraisers and, accordingly, may not be particularly effective in using donations for the greatest public benefit.

Additional Tips for Wise Giving

In order to save on fundraising expenses, a proactive approach to giving is recommended. After identifying potential recipients, donors should determine how much of their donation will be spent on program services and the specific nature and quantity of the program services performed. The Form 990 informational return available on guidestar.org is one of the best resources available for accessing this information. Some nonprofits contend that national watchdog groups and financial reports do not adequately capture the significance or uniqueness of their accomplishments, but these resources do provide a way for donors to compare organizations with similar missions and to make informed judgments.

If you are solicited by an unfamiliar organization, you should ask to receive information in writing before donating. Be aware that many poorly rated organizations have names and missions very similar to better known and more effective charities, so be sure that your donation is going to the right organization. Also, not all contributions to nonprofit organizations are tax deductible, and by getting written information, donors will be able to verify whether the organization has tax-deductible status.

The Charitable Activities Section maintains a searchable database of charities registered in Oregon at www.doj.state.or.us and welcomes telephone inquiries at (971) 673-1880.

The Attorney General joins the staff of the Charitable Activities Section in encouraging all Oregonians to give generously and wisely this holiday season.

CHARITABLE GIVING; IT MAKES A DIFFERENCE

Oregon Attorney General's Nonprofit Profiles, 2006

Contents

Introduction	1
Contents	5
Organizations Focusing on Disease and Disability	6
• American Breast Cancer Foundation, Inc.	7
• American Institute for Cancer Research	8
• Cancer Center for Detection and Prevention	9
• Cancer Federation, Inc.	10
• Defeat Diabetes Foundation, Inc.	11
• National Cancer Coalition	12
• National Caregiving Foundation	13
• United Cerebral Palsy Associations	14
Organizations Benefiting Children	15
• Children's Wish Foundation International, Inc.	16
• Hale House Center, Inc.	17
• Kids Wish Network, Inc.	18
• Miracle Flights for Kids	19
• Operation Lookout National Center for Missing Youth	20
• Vanished Children's Alliance	21
• Wishing Well Foundation USA	22
Organizations Focusing on Public Policy Issues	23
• Citizens Against Government Waste	24
• Concerned Women for America	25
• Drug Policy Alliance	26
• Interfaith Alliance	27
• Judicial Watch	28
• League of Women Voters Education Fund	29
• National Right to Life Committee	30
Miscellaneous Organizations	31
• National Association of Chiefs of Police	32
• North Shore Animal League America, Inc.	33
Highly Rated Organizations	34
• American Kidney Fund	35
• Cooperative Assistance and Relief Everywhere (CARE)	36
• International Rescue Committee, Inc.	37
• Save the Children Federation, Inc.	38
• United States Fund for UNICEF	39

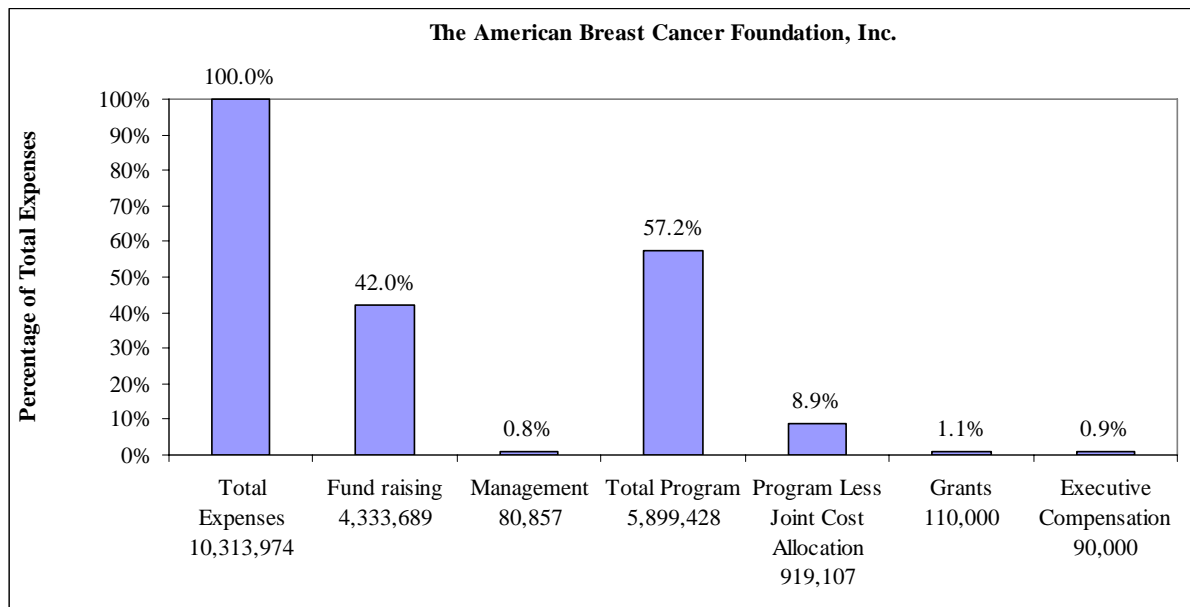
CHARITABLE GIVING; IT MAKES A DIFFERENCE

Oregon Attorney General's Nonprofit Profiles, 2006

**ORGANIZATIONS FOCUSING ON
DISEASE AND DISABILITY**

The American Breast Cancer Foundation, Inc. Baltimore, Maryland

Mission:	To raise funds for research of breast cancer; educate the public through newsletters, tapes, public speaking; and supply free mammograms for women who are unable to afford them.	
Meets BBB Standards:	Did not respond to repeated requests for information.	
AIP Grade:	F	
Charity Navigator Rating:	Two Stars	
Previously Profiled:	No	
Reporting Period:	4/04 – 3/05	
Total Expenses:	10,313,974	
Fund Raising:	4,333,689	(42.0% of total)
Management:	80,857	(0.8% of total)
Total Program:	5,899,428	(57.2% of total)
Program Less Joint Cost Allocation:	919,107	(8.9% of total)
Grants:	110,000	(1.1% of total)
Executive Compensation:	90,000	(0.9% of total)



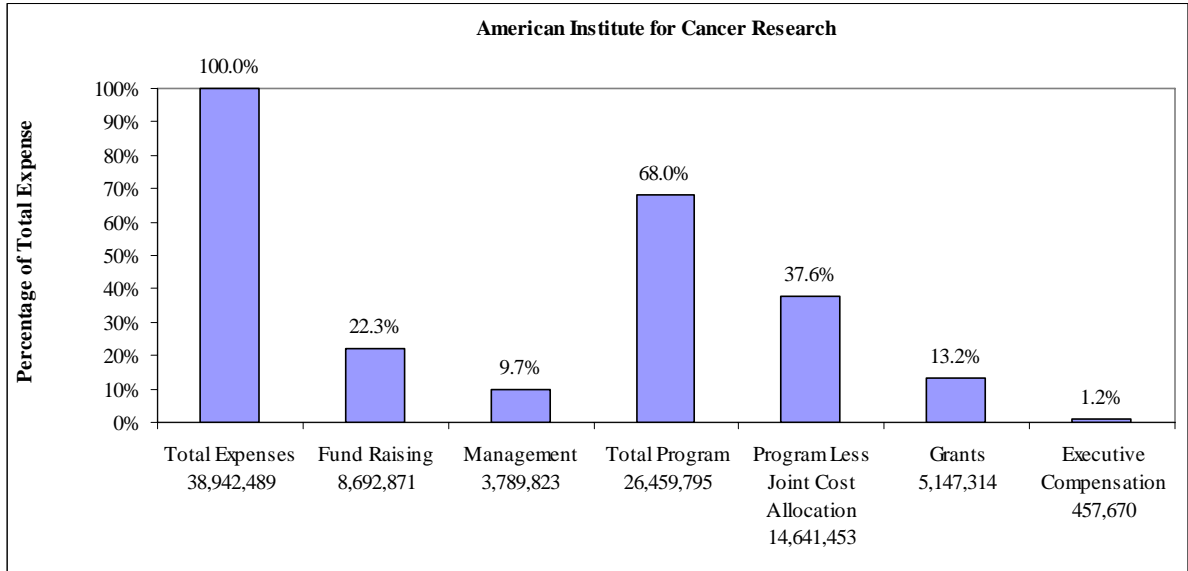
Professional Fund Raisers:
Preferred Community Services

Mode of Contact:
Telemarketing

Net to Charity:
12%

American Institute for Cancer Research Washington, D.C.

Mission:	To fund cancer research projects.	
Meets BBB Standards:	Yes	
AIP Grade:	D	
Charity Navigator Rating:	One Star	
Previously Profiled:	2001, 2002	
Reporting Period:	10/04 – 9/05	
Total Expenses:	38,942,489	
Fund Raising:	8,692,871	(22.3% of total)
Management:	3,789,823	(9.7% of total)
Total Program:	26,459,795	(68.0% of total)
Program Less Joint Cost Allocation:	14,641,453	(37.6% of total)
Grants:	5,147,314	(13.2% of total)
Executive Compensation:	457,670	(1.2% of total)



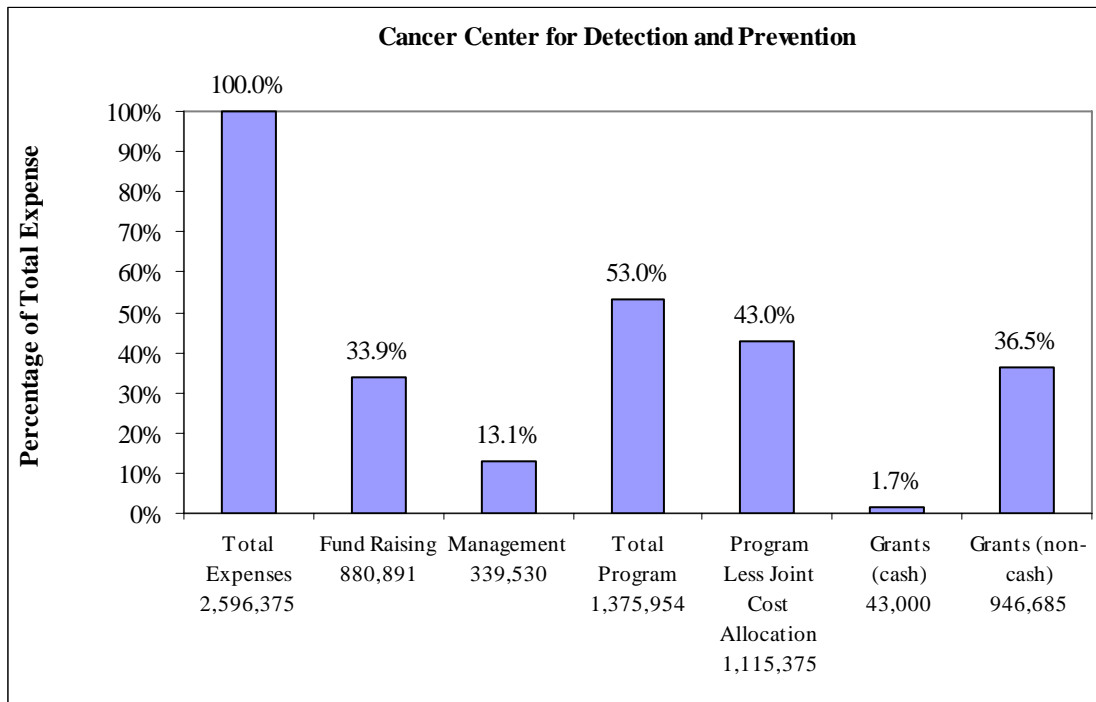
Professional Fund Raisers:
InfoCision Management Corp.

Mode of Contact:
Telemarketing

Net to Charity:
53%

Cancer Center for Detection and Prevention New Orleans, Louisiana

Mission:	Increase public awareness of cancer and its dangers.	
Meets BBB Standards:	Did not respond to repeated requests for information.	
AIP Grade:	F	
Charity Navigator Rating:	Not Rated	
Previously Profiled:	No	
Reporting Period:	10/04 – 9/05	
Total Expenses:	2,596,375	
Fund Raising:	880,891	(33.9% of total)
Management:	339,530	(13.1% of total)
Total Program:	1,375,954	(53.0% of total)
Program Less Joint Cost Allocation:	1,115,375	(43.0% of total)
Grants: Cash	43,000	(1.7% of total)
Non-Cash	946,685	(36.5% of total)
Executive Compensation:	0	(0.0% of total)



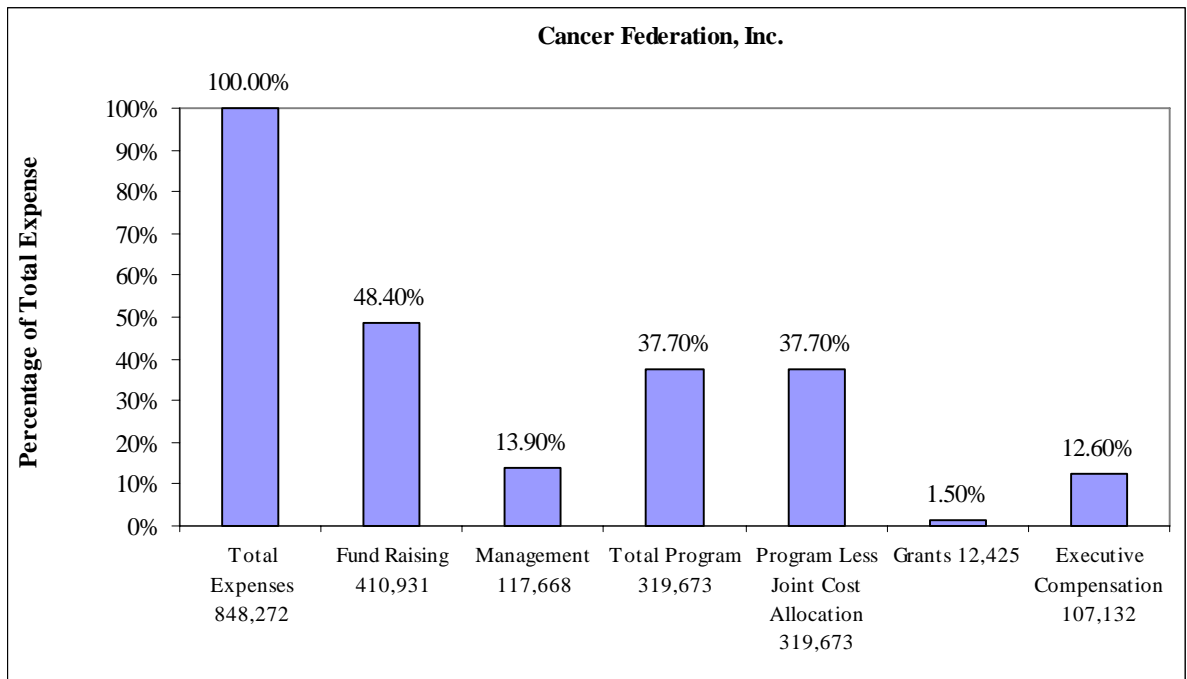
Professional Fund Raisers:
Community Support, Inc.

Mode of Contact:
Telemarketing

Net to Charity:
Unavailable

Cancer Federation, Inc. Banning, California

Mission:	Fund research in cancer immunology and scholarships and to serve cancer patients; produce publications; conduct meetings; referral services.	
Meets BBB Standards:	Did not respond to repeated requests for information.	
AIP Grade:	F	
Charity Navigator Rating:	Zero Stars	
Previously Profiled:	2002, 2004	
Reporting Period:	6/04 – 5/05	
Total Expenses:	848,272	
Fund Raising:	410,931	(48.4% of total)
Management:	117,668	(13.9% of total)
Total Program:	319,673	(37.7% of total)
Program Less Joint Cost Allocation:	319,673	(37.7% of total)
Grants:	12,425	(1.5% of total)
Executive Compensation:	107,132	(12.6% of total)



Professional Fund Raisers:

Jadent, Inc.

Mode of Contact:

Telemarketing

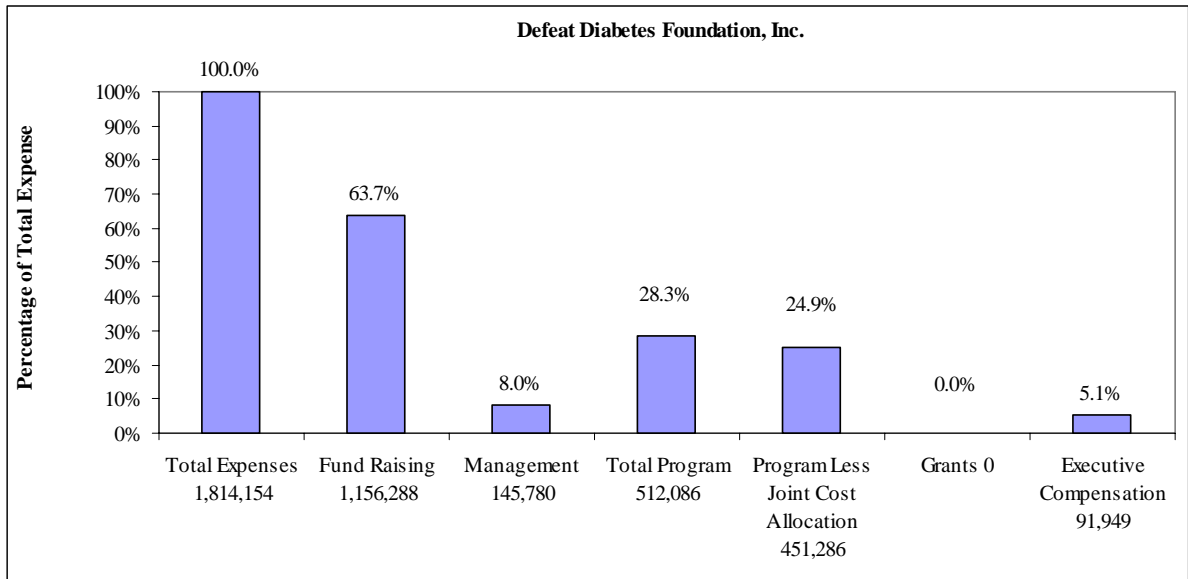
Net to Charity:

20%

Defeat Diabetes Foundation, Inc.

Madeira Beach, Florida

Mission:	Early identification, education, research and providing information as to the benefits of health and fitness in dealing with the diabetic condition.	
Meets BBB Standards:	Not Rated	
AIP Grade:	F	
Charity Navigator Rating:	Zero Stars	
Previously Profiled	No	
Reporting Period:	1/05 – 12/05	
Total Expenses:	1,814,154	
Fund Raising:	1,156,288	(63.7% of total)
Management:	145,780	(8.0% of total)
Total Program:	512,086	(28.3% of total)
Program Less Joint Cost Allocation:	451,286	(24.9% of total)
Grants:	0	(0.0% of total)
Executive Compensation:	91,949	(5.1% of total)



Professional Fund Raisers:

Preferred Community Services
Jadent, Inc.

Mode of Contact:

Telemarketing
Telemarketing

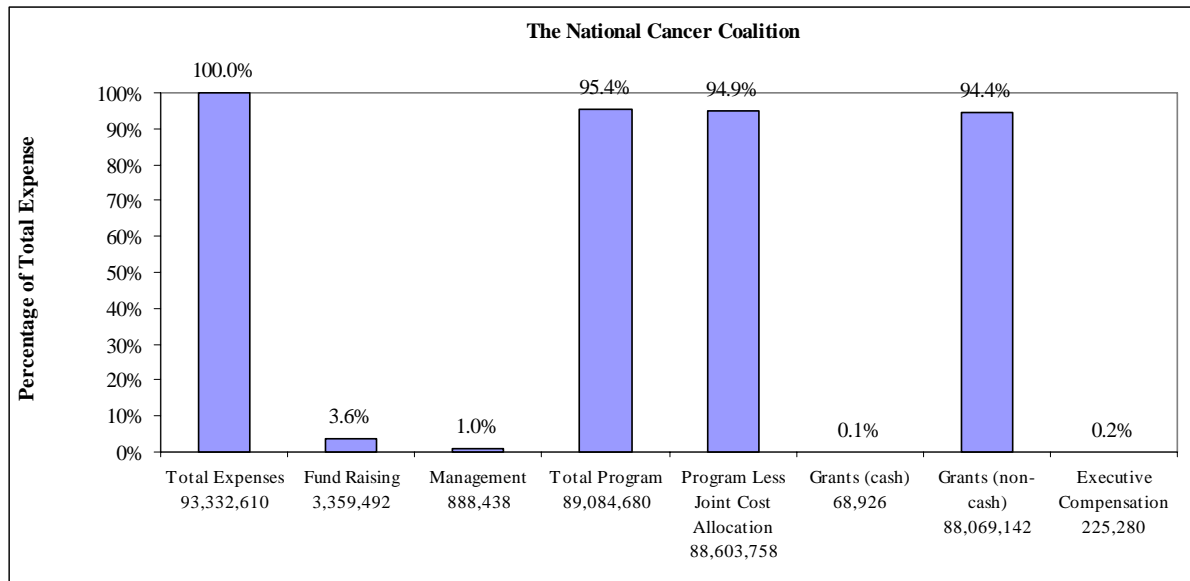
Net to Charity:

19%
20%

The National Cancer Coalition

New Orleans, Louisiana

Mission:	Increase public awareness of causes of cancer, methods of early detection, techniques effective in prevention, provide support to victims, promote research.	
Meets BBB Standards:	Did not respond to repeated requests for information.	
AIP Grade:	F	
Charity Navigator Rating:	Four Stars	
Previously Profiled:	No	
Reporting Period:	10/04 – 9/05	
Total Expenses:	93,332,610	
Fund Raising:	3,359,492	(3.6% of total)
Management:	888,438	(1.0% of total)
Total Program:	89,084,680	(95.4% of total)
Program Less Joint Cost Allocation:	88,603,758	(94.9% of total)
Grants: Cash	68,926	(0.1% of total)
Non-cash	88,069,142	(94.4% of total)
Executive Compensation:	225,280	(0.2% of total)



Professional Fund Raisers:

InfoCision Management Corp.
Public Interest Communications

Mode of Contact:

Telemarketing
Telemarketing

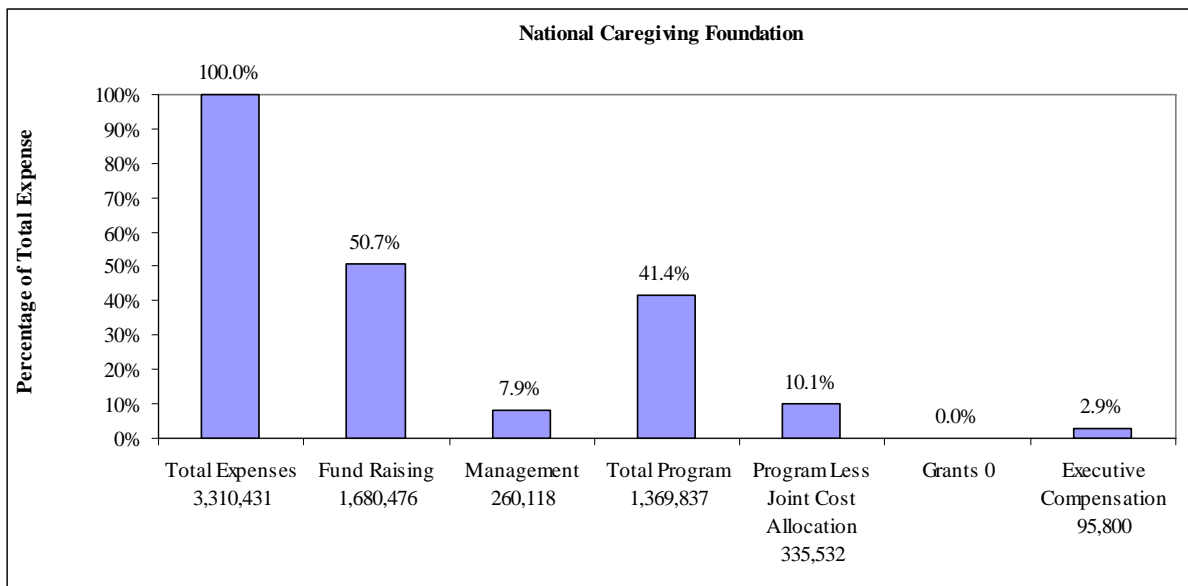
Net to Charity:

Unavailable
Unavailable

National Caregiving Foundation

Alexandria, Virginia

Mission:	To provide research grants and study scholarships in the medical field.	
Meets BBB Standards:	Did not respond to repeated requests for information.	
AIP Grade:	F	
Charity Navigator Rating:	Zero Stars	
Previously Profiled:	2001	
Reporting Period:	10/04 – 9/05	
Total Expenses:	3,310,431	
Fund Raising:	1,680,476	(50.7% of total)
Management:	260,118	(7.9% of total)
Total Program:	1,369,837	(41.4% of total)
Program Less Joint Cost Allocation:	335,532	(10.1% of total)
Grants:	0	(0.0% of total)
Executive Compensation:	95,800	(2.9% of total)



Professional Fund Raisers:

Reese Teleservices, Inc.

Mode of Contact:

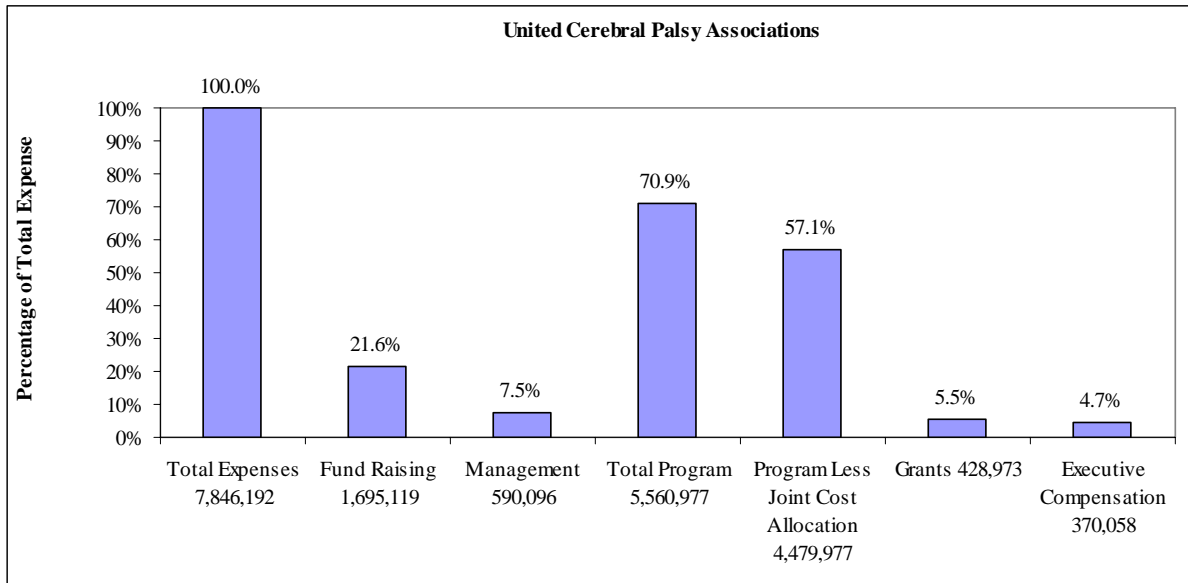
Telemarketing

Net to Charity:

25%

United Cerebral Palsy Associations Washington, D.C.

Mission:	Affect positively the quality of life for persons with cerebral palsy and also others with severe disabilities, and their families.	
Meets BBB Standards:	No	
AIP Grade:	B	
Charity Navigator Rating:	One Star	
Previously Profiled:	No	
Reporting Period:	10/04 – 9/05	
Total Expenses:	7,846,192	
Fund Raising:	1,695,119	(21.6% of total)
Management:	590,096	(7.5% of total)
Total Program:	5,560,977	(70.9% of total)
Program Less Joint Cost Allocation:	4,479,977	(57.1% of total)
Grants:	428,973	(5.5% of total)
Executive Compensation:	370,058	(4.7% of total)



Professional Fund Raisers:
Harris Direct

Mode of Contact:
Telemarketing

Net to Charity:
Unavailable

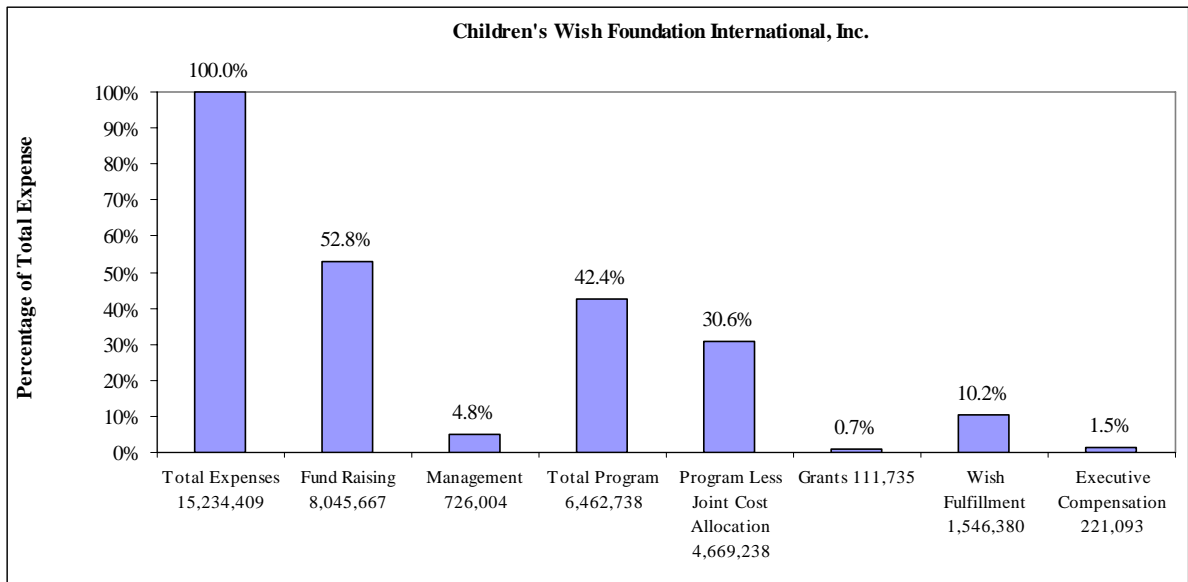
CHARITABLE GIVING; IT MAKES A DIFFERENCE

Oregon Attorney General's Nonprofit Profiles, 2006

**ORGANIZATIONS BENEFITING
CHILDREN**

Children's Wish Foundation International, Inc. Atlanta, Georgia

Mission:	To fulfill the last wishes of terminally ill children.	
Meets BBB Standards:	Review Pending	
AIP Grade:	F	
Charity Navigator Rating:	One Star	
Previously Profiled:	2001, 2002	
Reporting Period:	7/04 – 6/05	
Total Expenses:	15,234,409	
Fund Raising:	8,045,667	(52.8% of total)
Management:	726,004	(4.8% of total)
Total Program:	6,462,738	(42.4% of total)
Program Less Joint Cost Allocation:	4,669,238	(30.6% of total)
Grants:	111,735	(0.7% of total)
Wish Fulfillment:	1,546,380	(10.2% of total)
Executive Compensation:	221,093	(1.5% of total)



Professional Fund Raisers:

Facter Direct.
Heritage Company, Inc.
Vehicle Donation Processing Center

Mode of Contact:

Telemarketing
Telemarketing
Telemarketing

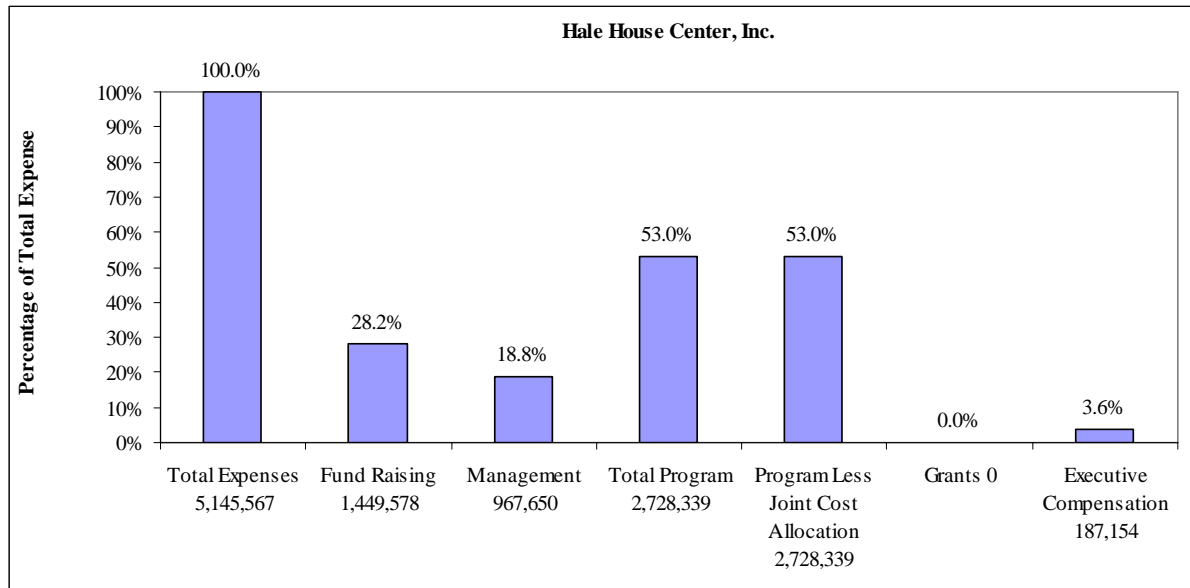
Net to Charity:

Unavailable
Unavailable
14%

Hale House Center, Inc.

New York, New York

Mission:	Promote knowledge of effects of drug addiction on infants and young children; provide research data on effects of addictive drugs on infant development; care for abused, destitute children.	
Meets BBB Standards:	Not Rated	
AIP Grade:	F	
Charity Navigator Rating	One Star	
Previously Profiled:	No	
Reporting Period:	7/04 – 6/05	
Total Expenses:	5,145,567	
Fund Raising:	1,449,578	(28.2% of total)
Management:	967,650	(18.8% of total)
Total Program:	2,728,339	(53.0% of total)
Program Less Joint Cost Allocation:	2,728,339	(53.0% of total)
Grants:	0	(0.0% of total)
Executive Compensation:	187,154	(3.6% of total)



Professional Fund Raisers:
Donor Services Group

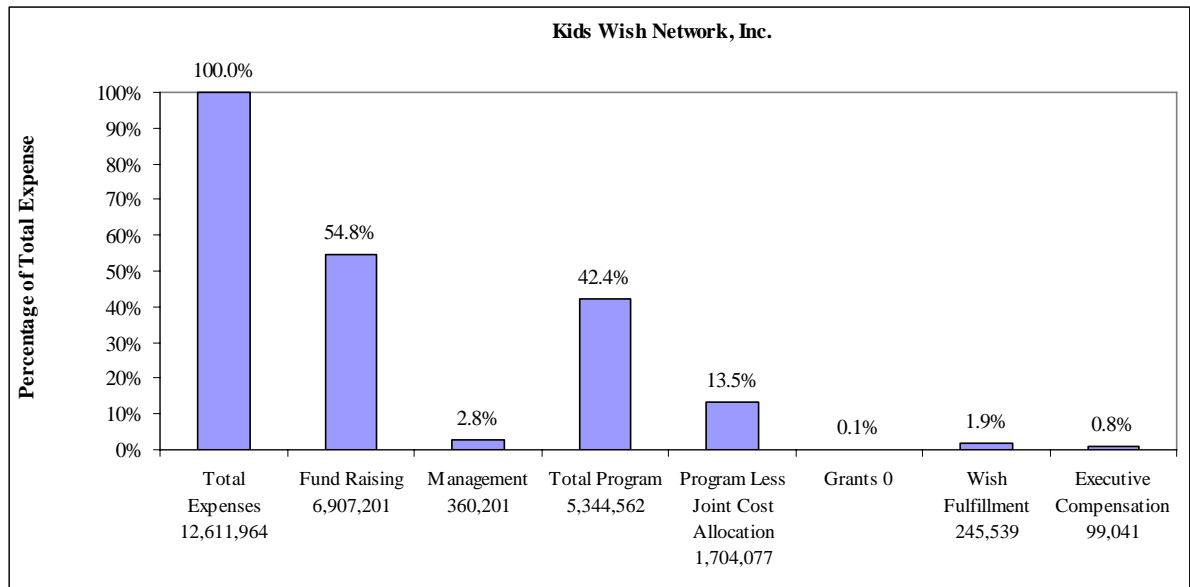
Mode of Contact:
Telemarketing

Net to Charity:
Unavailable

Kids Wish Network, Inc.

Holiday, Florida

Mission:	Infusing hope, creating happy memories, and improving the quality of life for children.	
Meets BBB Standards:	Did not respond to repeated requests for information.	
AIP Grade:	F	
Charity Navigator Rating:	One Star	
Previously Profiled:	2001, 2002, 2003, 2004	
Reporting Period:	6/04 – 5/05	
Total Expenses:	12,611,964	
Fund Raising:	6,907,201	(54.8% of total)
Management:	360,201	(2.8% of total)
Total Program:	5,344,562	(42.4% of total)
Program Less Joint Cost Allocation:	1,704,077	(13.5% of total)
Grants:	0	(0.0% of total)
Wish Fulfillment:	245,539	(1.9% of total)
Executive Compensation:	99,041	(0.8% of total)



Professional Fund Raisers:

Jadent, Inc.

Mode of Contact:

Telemarketing

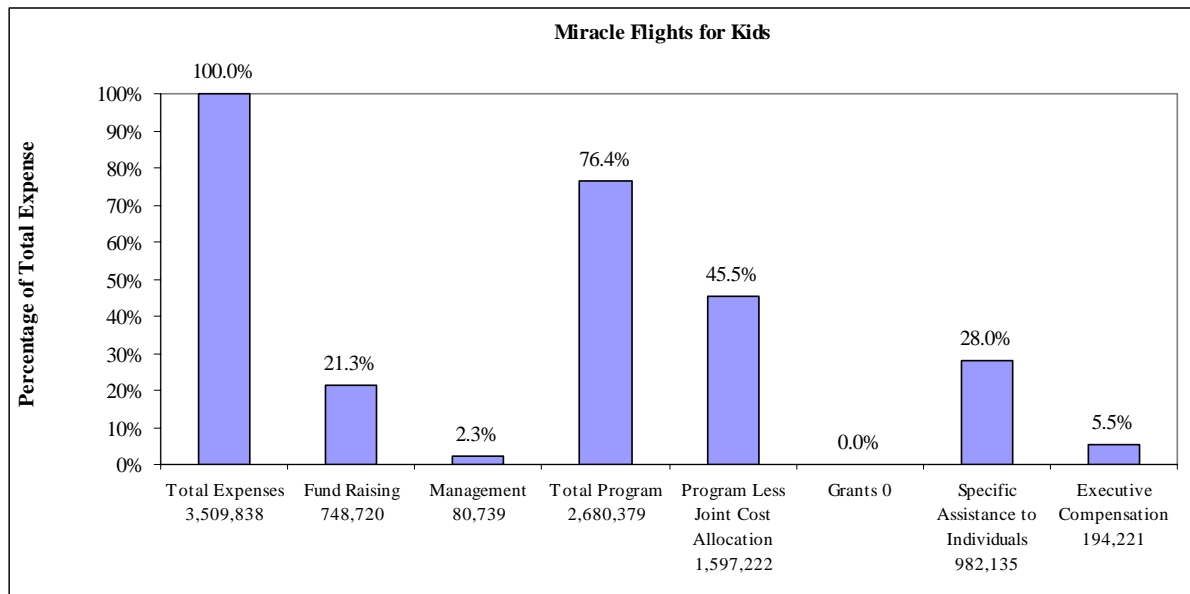
Net to Charity:

12%

Miracle Flights for Kids

Green Valley, Nevada

Mission:	To provide free air transportation to hospitals and blood banks.	
Meets BBB Standards:	Did not respond to repeated requests for information.	
AIP Grade:	F	
Charity Navigator Rating:	One Star	
Previously Profiled:	2001	
Reporting Period:	5/05 – 4/06	
Total Expenses:	3,509,838	
Fund Raising:	748,720	(21.3% of total)
Management:	80,739	(2.3% of total)
Total Program:	2,680,379	(76.4% of total)
Program Less Joint Cost Allocation:	1,597,222	(45.5% of total)
Grants:	0	(0.0% of total)
Specific Assistance to Individuals:	982,135	(28.0% of total)
Executive Compensation:	194,221	(5.5% of total)



Professional Fund Raisers:

Tele-Response Center, Inc.

Mode of Contact

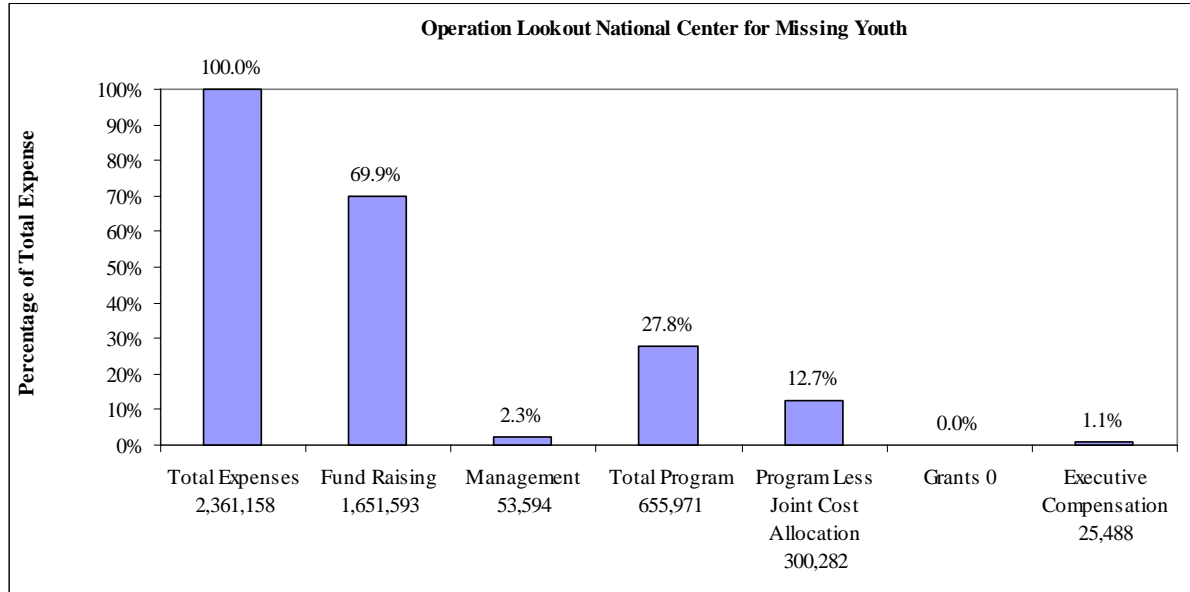
Telemarketing

Net to Charity:

24%

Operation Lookout National Center for Missing Youth Everett, Washington

Mission:	To locate missing children.	
Meets BBB Standards:	Did not respond to repeated requests for information.	
AIP Grade:	F	
Charity Navigator Rating:	Zero Stars	
Previously Profiled:	2000	
Reporting Period:	1/05 – 12/05	
Total Expenses:	2,361,158	
Fund Raising:	1,651,593	(69.9% of total)
Management:	53,594	(2.3% of total)
Total Program:	655,971	(27.8% of total)
Program Less Joint Cost Allocation:	300,282	(12.7% of total)
Grants:	0	(0.0% of total)
Executive Compensation:	25,488	(1.1% of total)



Professional Fund Raisers:

InService America, Inc.
 Sponsor Reps, Inc.
 Non-Profit Services, Inc.

Mode of Contact:

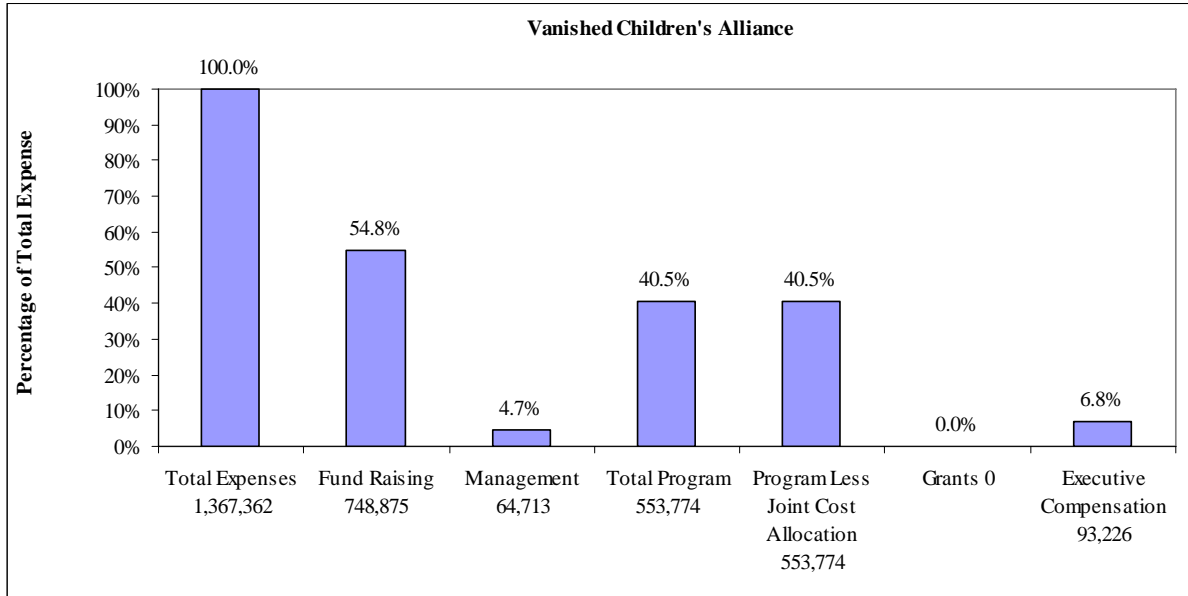
Telemarketing
 Telemarketing
 Telemarketing

Net to Charity:

Unavailable
 15%
 16%

Vanished Children's Alliance Kansas City, Missouri

Mission:	Prevention and recovery of missing children.	
Meets BBB Standards:	No	
AIP Grade:	F	
Charity Navigator Rating:	Zero Stars	
Previously Profiled:	No	
Reporting Period:	7/04 – 6/05	
Total Expenses:	1,367,362	
Fund Raising:	748,875	(54.8% of total)
Management:	64,713	(4.7% of total)
Total Program:	553,774	(40.5% of total)
Program Less Joint Cost Allocation:	553,774	(40.5% of total)
Grants:	0	(0.0% of total)
Executive Compensation:	93,226	(6.8% of total)



Professional Fund Raisers:
Heritage Company, Inc.

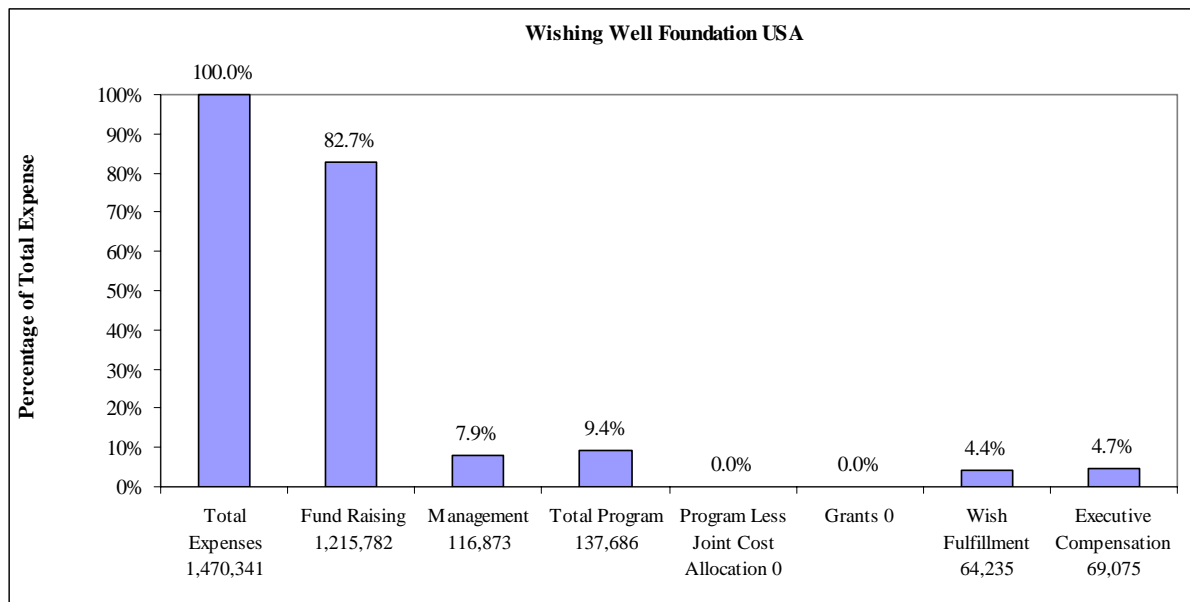
Mode of Contact:
Telemarketing

Net to Charity:
26%

Wishing Well Foundation USA

Metairie, Louisiana

Mission:	Grant wishes to children with life threatening illnesses and continue to identify and work with such special children.	
Meets BBB Standards:	Did not respond to repeated requests for information.	
AIP Grade:	F	
Charity Navigator Rating:	Zero Stars	
Previously Profiled:	No	
Reporting Period:	1/05 – 12/05	
Total Expenses:	1,470,341	
Fund Raising:	1,215,782	(82.7% of total)
Management:	116,873	(7.9% of total)
Total Program:	137,686	(9.4% of total)
Program Less Joint Cost Allocation:	0	(0.0% of total)
Grants:	0	(0.0% of total)
Wish Fulfillment:	64,235	(4.4% of total)
Executive Compensation:	69,075	(4.7% of total)



Professional Fund Raisers:
Tele-Response Center, Inc.

Mode of Contact:
Telemarketing

Net to Charity:
53%

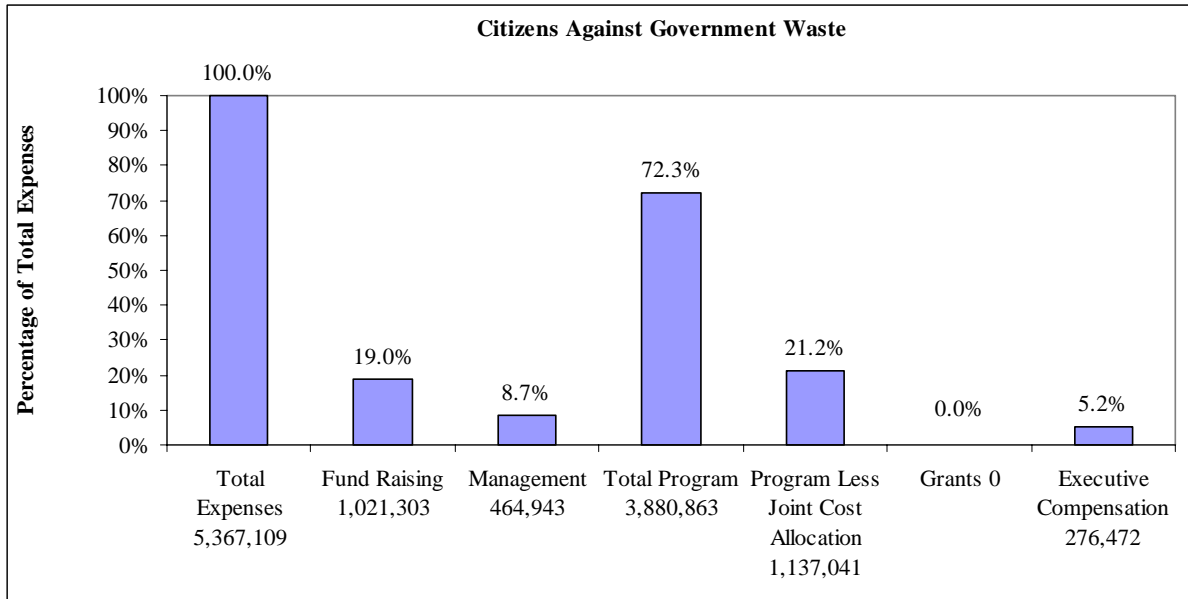
CHARITABLE GIVING; IT MAKES A DIFFERENCE

Oregon Attorney General's Nonprofit Profiles, 2006

**ORGANIZATIONS FOCUSING ON
PUBLIC POLICY ISSUES**

Citizens Against Government Waste Washington, D.C.

Mission:	To perform a non-partisan analysis on waste within the federal government and to distribute the information gathered.	
Meets BBB Standards:	Did not respond to repeated requests for information.	
AIP Grade:	F	
Charity Navigator Rating:	One Star	
Previously Profiled:	No	
Reporting Period:	1/05 – 12/05	
Total Expenses:	5,367,109	
Fund Raising:	1,021,303	(19.0% of total)
Management:	464,943	(8.7% of total)
Total Program:	3,880,863	(72.3% of total)
Program Less Joint Cost Allocation:	1,137,041	(21.2% of total)
Grants:	0	(0.0% of total)
Executive Compensation:	276,472	(5.2% of total)



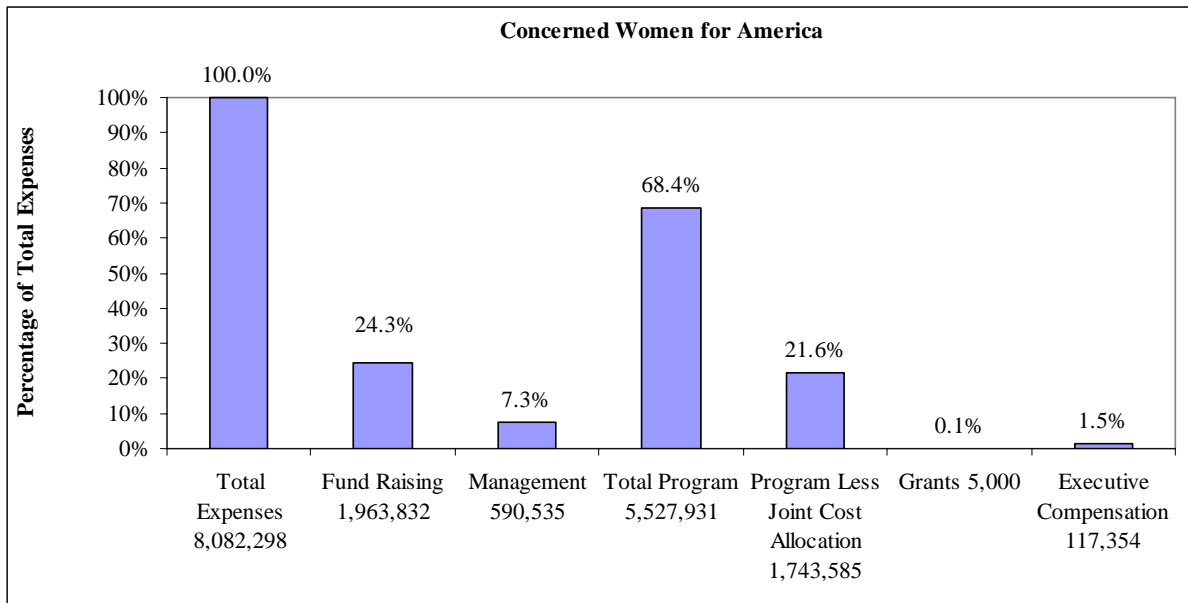
Professional Fund Raisers:
Factor Direct, Ltd.

Mode of Contact:
Telemarketing

Net to Charity:
Unavailable

Concerned Women for America Washington, D.C.

Mission:	To strengthen moral values and strength of the family unit.	
Meets BBB Standards:	Did not respond to repeated requests for information.	
AIP Grade:	Not Rated	
Charity Navigator Rating:	One Star	
Previously Profiled:	No	
Reporting Period:	7/04 – 6/05	
Total Expenses:	8,082,298	
Fund Raising:	1,963,832	(24.3% of total)
Management:	590,535	(7.3% of total)
Total Program:	5,527,931	(68.4% of total)
Program Less Joint Cost Allocation:	1,743,585	(21.6% of total)
Grants:	5,000	(0.1% of total)
Executive Compensation:	117,354	(1.5% of total)



Professional Fund Raisers:

Strategic Telecommunications, Inc.
InfoCision Management Corp.

Mode of Contact:

Telemarketing
Telemarketing

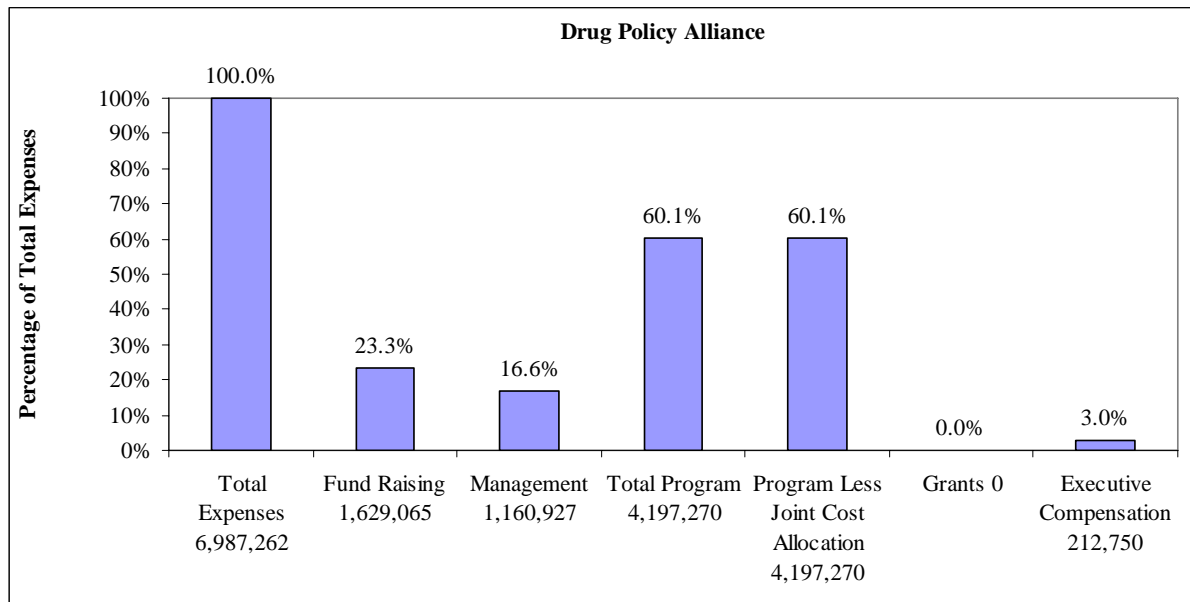
Net to Charity:

Unavailable
43%

Drug Policy Alliance

New York, New York

Mission:	The nation's leading organization working to end the war on drugs and promote new drug policies based on science, compassion, health and human rights.	
Meets BBB Standards:	Did not respond to repeated requests for information.	
AIP Grade:	Not Rated	
Charity Navigator Rating:	One Star	
Previously Profiled:	No	
Reporting Period:	6/04 – 5/05	
Total Expenses:	6,987,262	
Fund Raising:	1,629,065	(23.3% of total)
Management:	1,160,927	(16.6% of total)
Total Program:	4,197,270	(60.1% of total)
Program Less Joint Cost Allocation:	4,197,270	(60.1% of total)
Grants:	0	(0.0% of total)
Executive Compensation:	212,750	(3.0% of total)



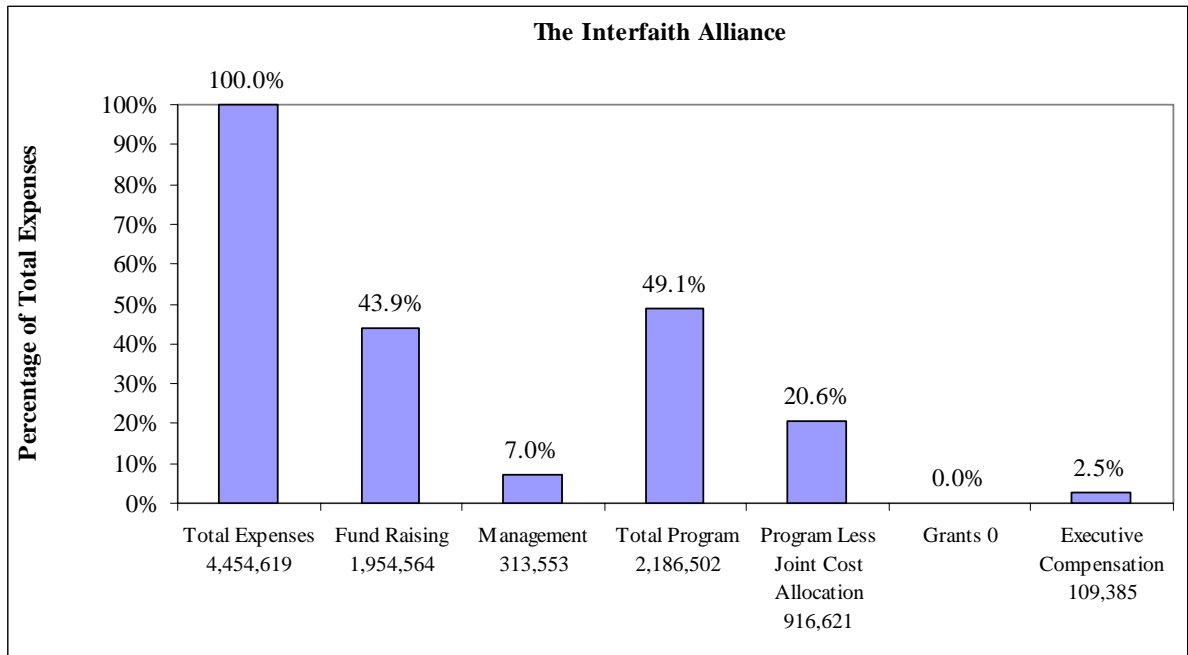
Professional Fund Raisers:
Outreach Associates, Inc.

Mode of Contact:
Telemarketing

Net to Charity:
Unavailable

The Interfaith Alliance Washington, D.C.

Mission:	To strengthen our nation's commitment to the value of diversity, the necessity of community and the dignity of all persons.	
Meets BBB Standards:	No	
AIP Grade:	D	
Charity Navigator Rating:	One Star	
Previously Profiled:	No	
Reporting Period:	1/05 – 12/05	
Total Expenses:	4,454,619	
Fund Raising:	1,954,564	(43.9% of total)
Management:	313,553	(7.0% of total)
Total Program:	2,186,502	(49.1% of total)
Program Less Joint Cost Allocation:	916,621	(20.6% of total)
Grants:	0	(0.0% of total)
Executive Compensation:	109,385	(2.5% of total)



Professional Fund Raisers:

Outreach Associates, Inc.
Factor Direct, Ltd.

Mode of Contact:

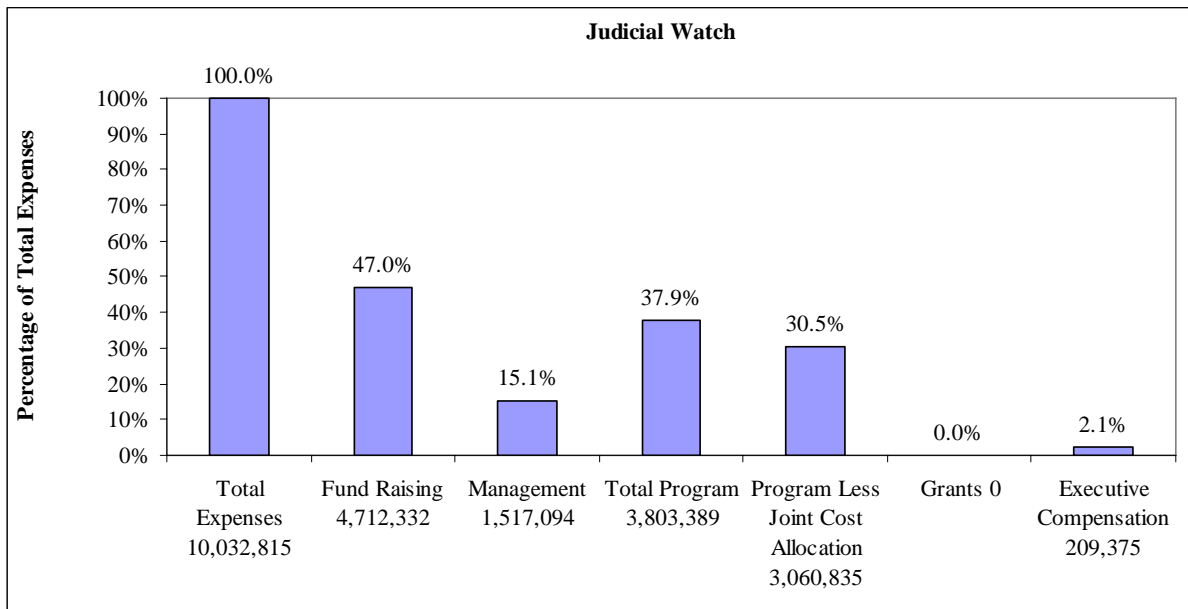
Telemarketing
Telemarketing

Net to Charity:

Unavailable
Unavailable

Judicial Watch Washington, D.C.

Mission:	Protect the public trust against government and judicial abuse and to promote justice and public service ethics.	
Meets BBB Standards:	Did not respond to repeated requests for information.	
AIP Grade:	F	
Charity Navigator Rating:	One Star	
Previously Profiled:	No	
Reporting Period:	1/05 – 12/05	
Total Expenses:	10,032,815	
Fund Raising:	4,712,332	(47.0% of total)
Management:	1,517,094	(15.1% of total)
Total Program:	3,803,389	(37.9% of total)
Program Less Joint Cost Allocation:	3,060,835	(30.5% of total)
Grants:	0	(0.0% of total)
Executive Compensation:	209,375	(2.1% of total)



Professional Fund Raisers:
Strategic Telecommunications, Inc.

Mode of Contact:
Telemarketing

Net to Charity:
Unavailable

League of Women Voters Education Fund Washington, D.C.

Mission: Build citizen participation in democratic process; study key community issues at all government levels; disseminate information.

Meets BBB Standards: No

AIP Grade: D

Charity Navigator Rating: One Star

Previously Profiled: No

Reporting Period: 7/04 – 6/05

Total Expenses: 1,604,115

Fund Raising: 364,880 (22.8% of total)

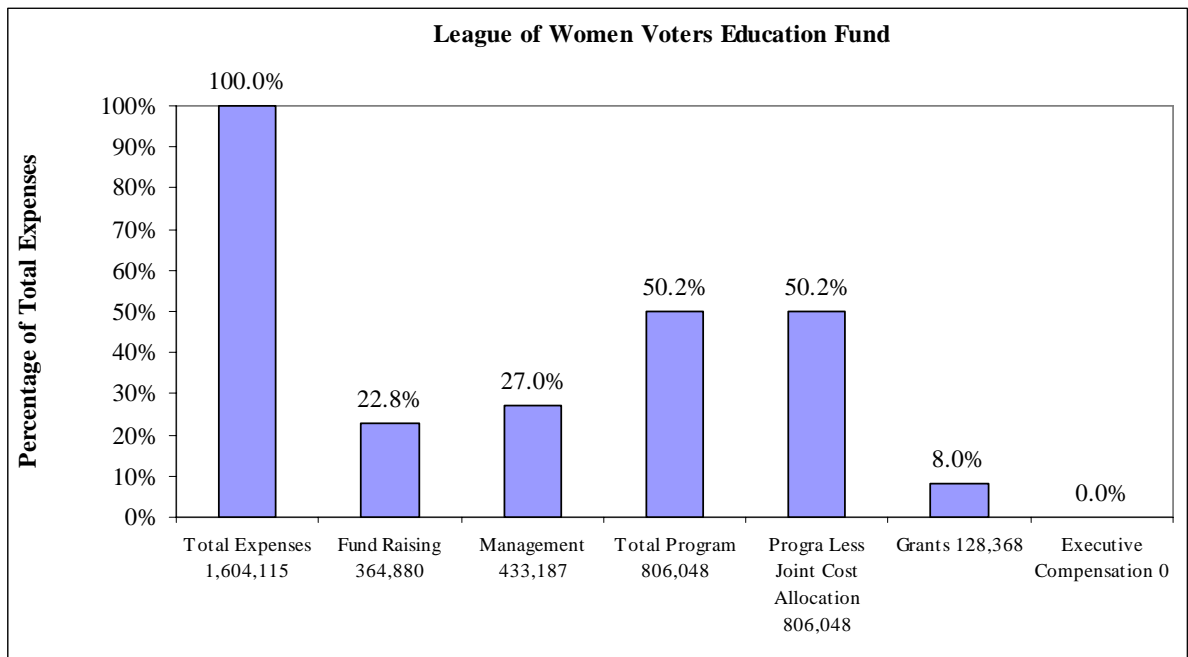
Management: 433,187 (27.0% of total)

Total Program: 806,048 (50.2% of total)

Program Less Joint Cost Allocation: 806,048 (50.2% of total)

Grants: 128,368 (8.0% of total)

Executive Compensation: Paid by League of Women Voters of the United States



Professional Fund Raisers:

The Share Group, Inc.

Mode of Contact:

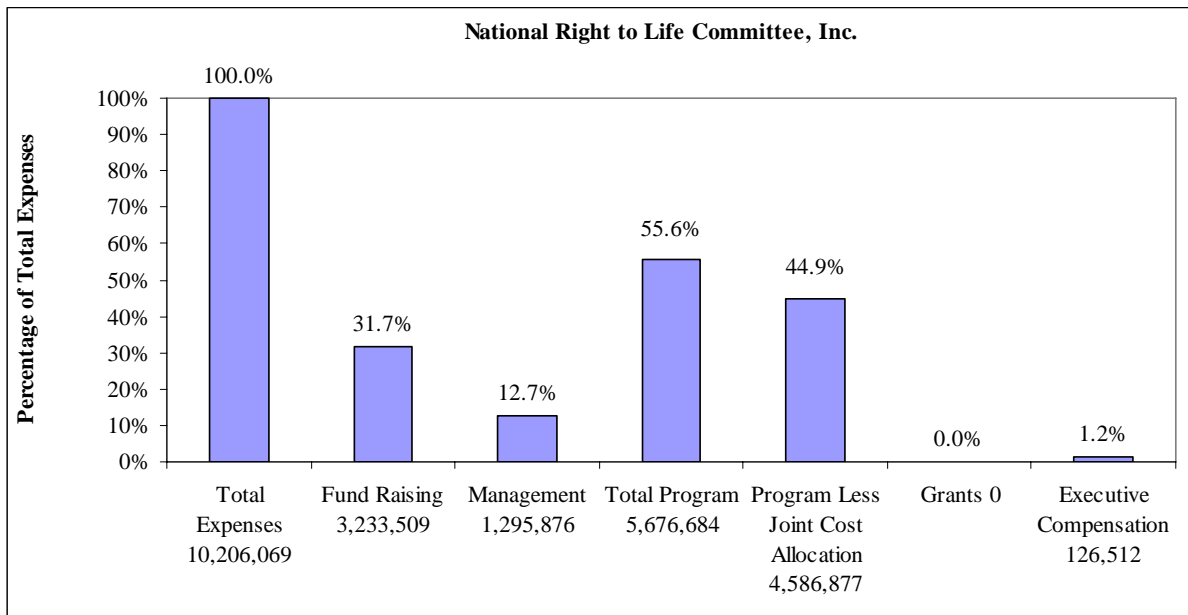
Telemarketing

Net to Charity:

Unavailable

National Right to Life Committee, Inc.
Washington, D.C.

Mission:	Promote respect for human life; sponsor law providing protection for human life, particularly the defenseless, incompetent, impaired and incapacitated.	
Meets BBB Standards:	Did not respond to repeated requests for information.	
AIP Grade:	C-	
Charity Navigator Rating:	One Star	
Previously Profiled:	No	
Reporting Period:	5/05 – 4/06	
Total Expenses:	10,206,069	
Fund Raising:	3,233,509	(31.7% of total)
Management:	1,295,876	(12.7% of total)
Total Program:	5,676,684	(55.6% of total)
Program Less Joint Cost Allocation:	4,586,877	(44.9% of total)
Grants:	0	(0.0% of total)
Executive Compensation:	126,512	(1.2% of total)



Professional Fund Raisers:

MDS Communications Corp.
 Treasure State Development Corp.

Mode of Contact:

Telemarketing
 Telemarketing

Net to Charity:

Unavailable
 Unavailable

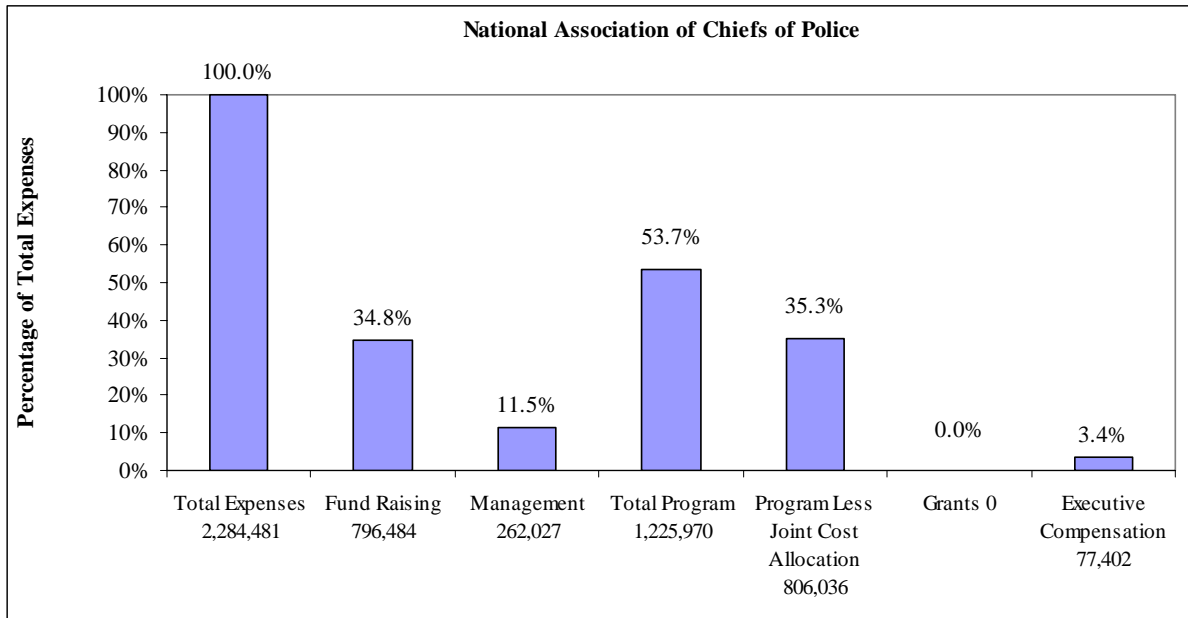
CHARITABLE GIVING; IT MAKES A DIFFERENCE

Oregon Attorney General's Nonprofit Profiles, 2006

MISCELLANEOUS ORGANIZATIONS

National Association of Chiefs of Police Titusville, Florida

Mission:	Establish and maintain National Police Museum; produce and distribute material regarding professional law enforcement research and executive development.	
Meets BBB Standards:	Did not respond to repeated requests for information.	
AIP Grade:	F	
Charity Navigator Rating:	Two Stars	
Previously Profiled:	No	
Reporting Period:	1/04 – 12/04	
Total Expenses:	2,284,481	
Fund Raising:	796,484	(34.8% of total)
Management:	262,027	(11.5% of total)
Total Program:	1,225,970	(53.7% of total)
Program Less Joint Cost Allocation:	806,036	(35.3% of total)
Grants:	0	(0.0% of total)
Executive Compensation:	77,402	(3.4% of total)



Professional Fund Raisers:
Shamrock Publishing Company, Inc.

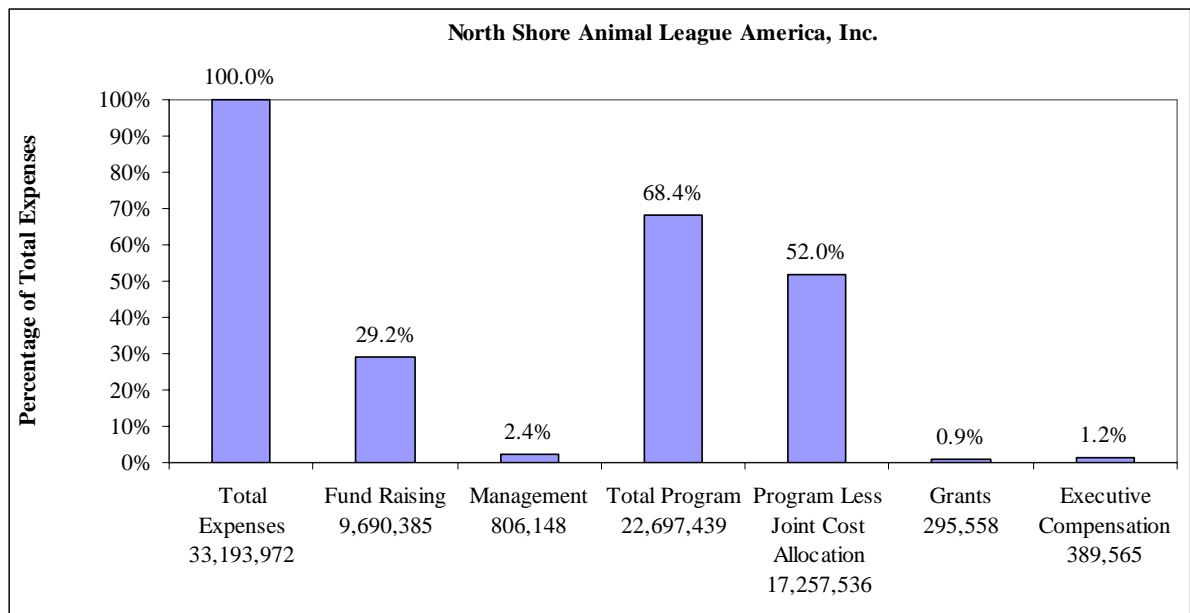
Mode of Contact:
Telemarketing

Net to Charity:
24%

North Shore Animal League America, Inc.

Port Washington, New York

Mission:	Care for and prevention of cruelty to animals.	
Meets BBB Standards:	No	
AIP Grade:	D	
Charity Navigator Rating:	One Star	
Previously Profiled:	No	
Reporting Period:	1/05 – 12/05	
Total Expenses:	33,193,972	
Fund Raising:	9,690,385	(29.2% of total)
Management:	806,148	(2.4% of total)
Total Program:	22,697,439	(68.4% of total)
Program Less Joint Cost Allocation:	17,257,536	(52.0% of total)
Grants:	295,558	(0.9% of total)
Executive Compensation:	389,565	(1.2% of total)



Professional Fund Raisers:

Public Interest Communications, Inc.
Univision Marketing Group, Inc.

Mode of Contact:

Telemarketing
Telemarketing

Net to Charity:

40%
Unavailable

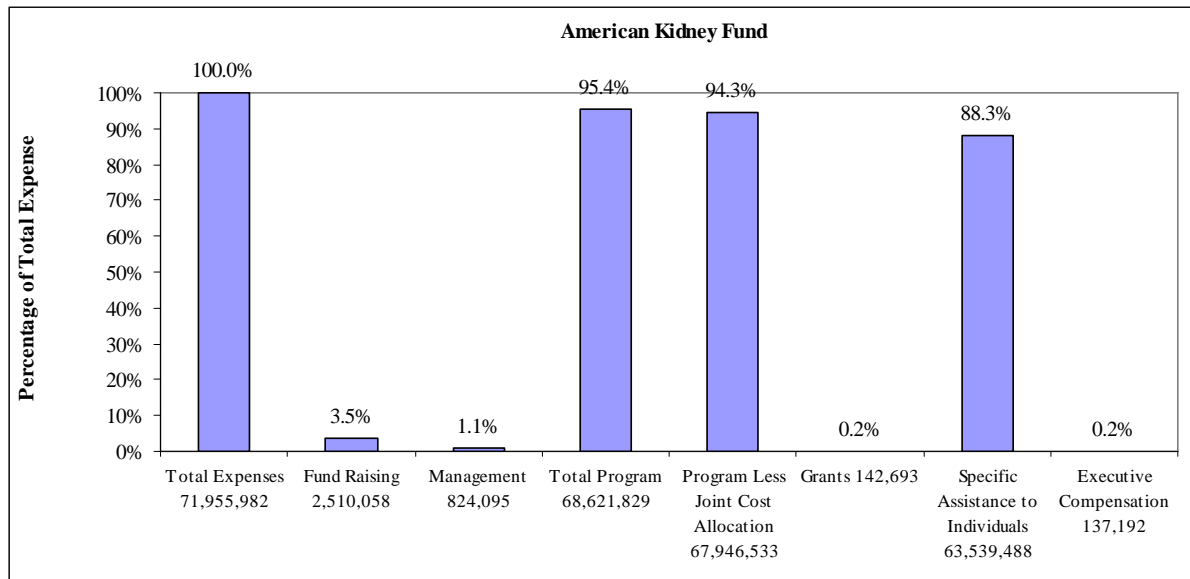
CHARITABLE GIVING; IT MAKES A DIFFERENCE

Oregon Attorney General's Nonprofit Profiles, 2006

HIGHLY RATED ORGANIZATIONS
(for comparison purposes)

American Kidney Fund Rockville, Maryland

Mission:	To provide direct financial aid to patients affected by kidney disease.	
Meets BBB Standards:	Yes	
AIP Grade:	A+	
Charity Navigator Rating:	Four Stars	
Previously Profiled:	No	
Reporting Period:	1/05 – 12/05	
Total Expenses:	71,955,982	
Fund Raising:	2,510,058	(3.5% of total)
Management:	824,095	(1.1% of total)
Total Program:	68,621,829	(95.4% of total)
Program Less Joint Cost Allocation:	67,946,533	(94.3% of total)
Grants:	142,693	(0.2% of total)
Specific Assistance to Individuals:	63,539,488	(88.3% of total)
Executive Compensation:	137,192	(0.2% of total)



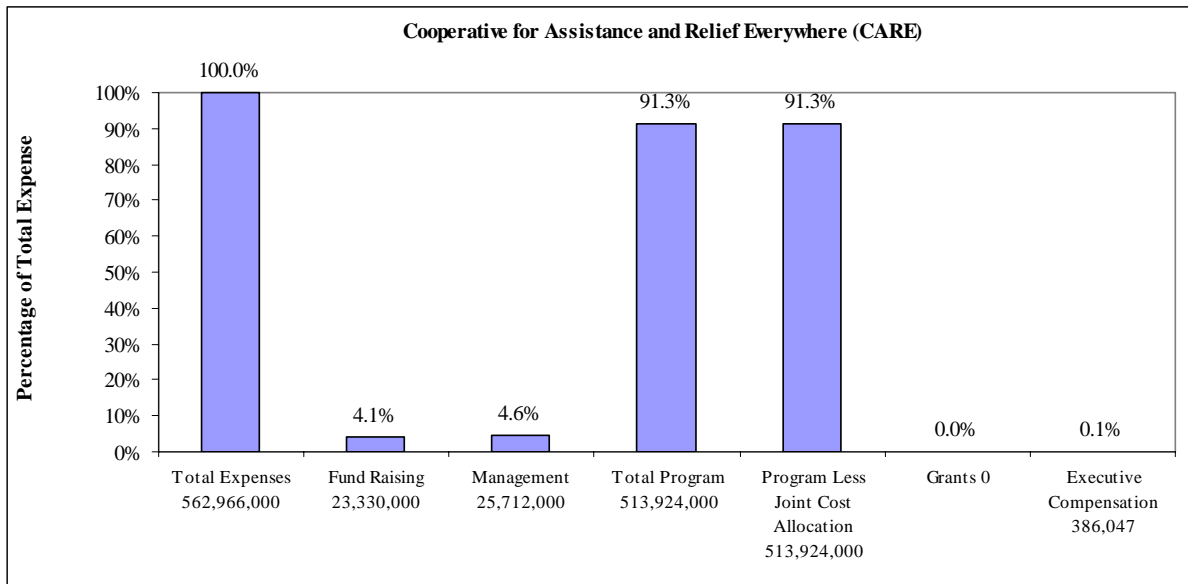
Professional Fund Raisers:
InfoCision Management Corp.

Mode of Contact:
Telemarketing

Net to Charity:
Unavailable

Cooperative for Assistance and Relief Everywhere (CARE) Atlanta, Georgia

Mission:	Supply or make available goods or services in foreign countries for relief, rehabilitation and reconstruction.	
Meets BBB Standards:	Yes	
AIP Grade:	A	
Charity Navigator Rating:	Four Stars	
Previously Profiled:	No	
Reporting Period:	7/04 – 6/05	
Total Expenses:	562,966,000	
Fund Raising:	23,330,000	(4.1% of total)
Management:	25,712,000	(4.6% of total)
Total Program:	513,924,000	(91.3% of total)
Program Less Joint Cost Allocation:	513,924,000	(91.3% of total)
Grants:	0	(0.0% of total)
Executive Compensation:	386,047	(0.1% of total)



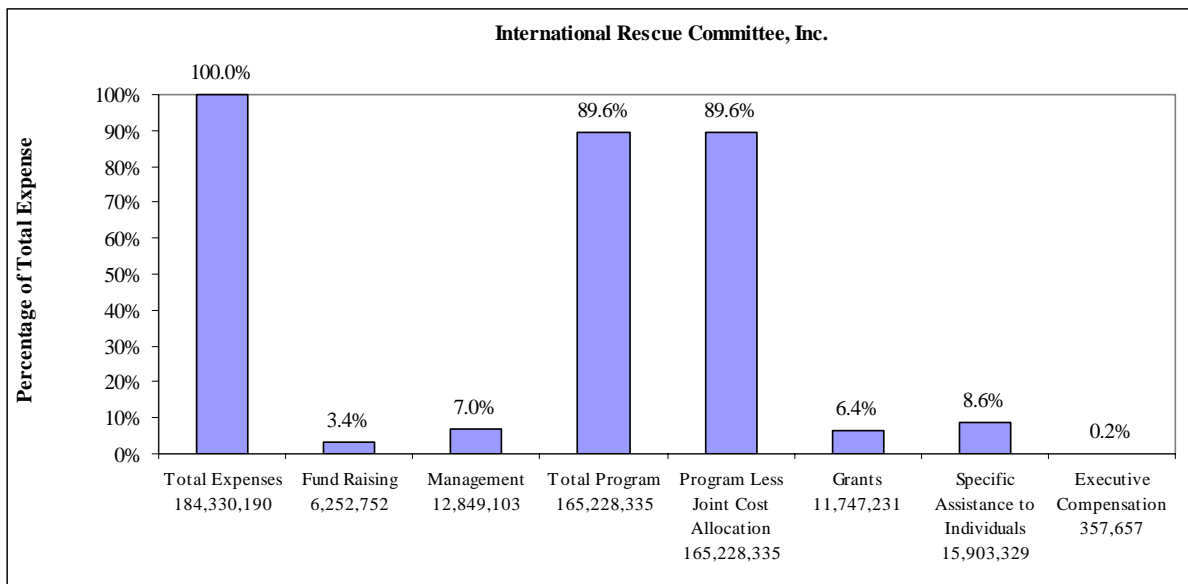
Professional Fund Raisers:
MDS Communications Corp.

Mode of Contact:
Telemarketing

Net to Charity:
Unavailable

International Rescue Committee, Inc. New York, New York

Mission:	To assist and resettle refugees.	
Meets BBB Standards:	Yes	
AIP Grade:	A	
Charity Navigator Rating:	Three Stars	
Previously Profiled:	No	
Reporting Period:	10/04 – 9/05	
Total Expenses:	184,330,190	
Fund Raising:	6,252,752	(3.4% of total)
Management:	12,849,103	(7.0% of total)
Total Program:	165,228,335	(89.6% of total)
Program Less Joint Cost Allocation:	165,228,335	(89.6% of total)
Grants:	11,747,231	(6.4% of total)
Specific Assistance to Individuals:	15,903,329	(8.6% of total)
Executive Compensation:	357,657	(0.2% of total)



Professional Fund Raisers:

The Share Group, Inc.

Mode of Contact:

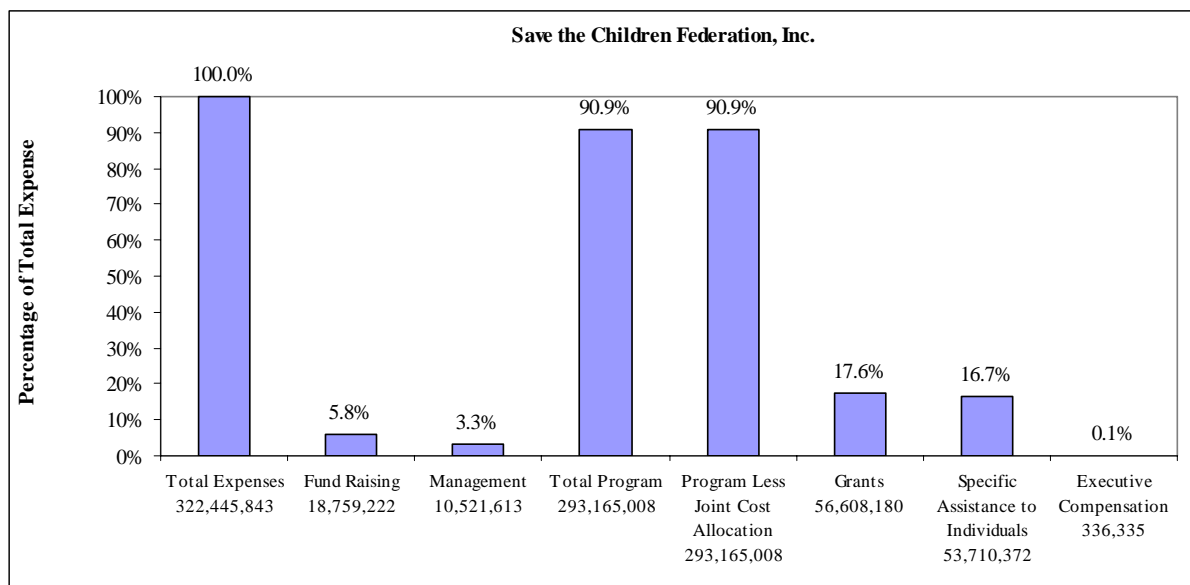
Telemarketing

Net to Charity:

Unavailable

Save the Children Federation, Inc. Westport, Connecticut

Mission:	To assist underprivileged children in the U.S. and, in affiliation with the International Union for Child Welfare and its affiliates, children in other lands.	
Meets BBB Standards:	Yes	
AIP Grade:	A	
Charity Navigator Rating:	Four Stars	
Previously Profiled:	No	
Reporting Period:	10/04 – 9/05	
Total Expenses:	322,445,843	
Fund Raising:	18,759,222	(5.8% of total)
Management:	10,521,613	(3.3% of total)
Total Program:	293,165,008	(90.9% of total)
Program Less Joint Cost Allocation:	293,165,008	(90.9% of total)
Grants:	56,608,180	(17.6% of total)
Specific Assistance to Individuals:	53,710,372	(16.7% of total)
Executive Compensation:	336,335	(0.1% of total)



Professional Fund Raisers:
Dialogue Direct, Inc.

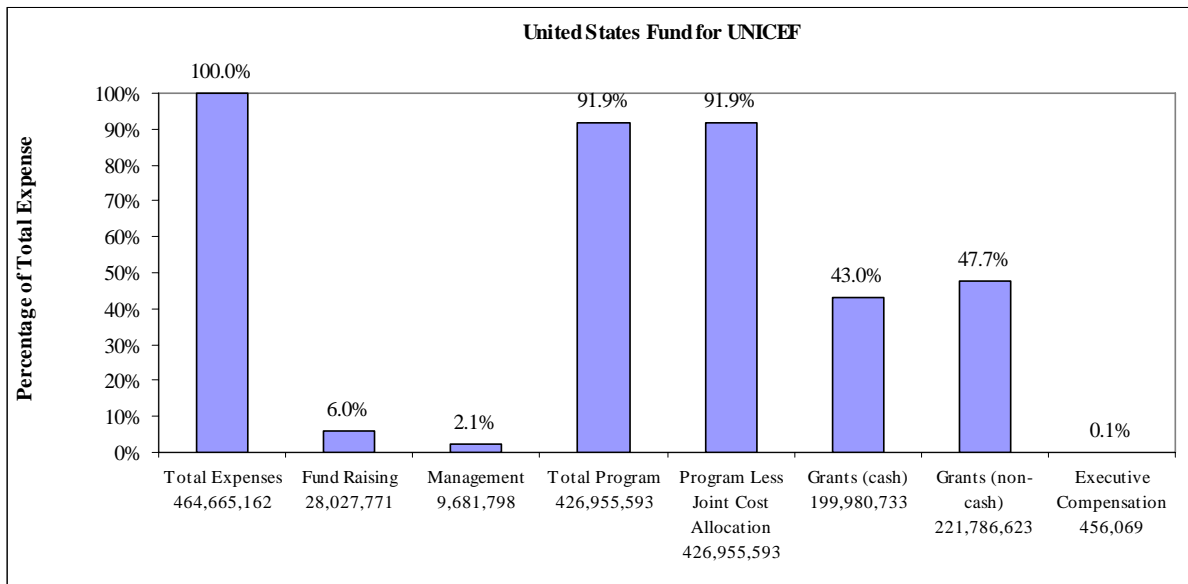
Mode of Contact:
Person to person

Net to Charity:
Unavailable

United States Fund for UNICEF

New York, New York

Mission:	Improve well-being of children of the world.	
Meets BBB Standards:	Yes	
AIP Grade:	A	
Charity Navigator Rating:	Four Stars	
Previously Profiled:	No	
Reporting Period:	7/04 – 6/05	
Total Expenses:	464,665,162	
Fund Raising:	28,027,771	(6.0% of total)
Management:	9,681,798	(2.1% of total)
Total Program:	426,955,593	(91.9% of total)
Program Less Joint Cost Allocation:	426,955,593	(91.9% of total)
Grants: Cash	199,980,733	(43.0% of total)
Non-Cash	221,786,623	(47.7% of total)
Executive Compensation:	456,069	(0.1% of total)



Professional Fund Raisers:
InfoCision Management Corp.

Mode of Contact:
Telemarketing

Net to Charity:
57%